

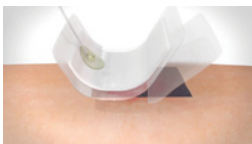
# Information sheet for PICO Single Use NPWT System and Acticoat Flex Silver-Coated Antimicrobial Dressings

## As easy as dress, press and go

### Dress



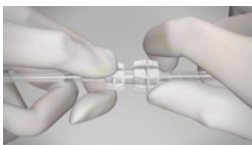
On infected wounds or wounds at risk of infection, ACTICOAT Flex silver-coated antimicrobial dressings may be used under PICO.



PICO dressing will be positioned over wound bed with the port at the uppermost point from the wound (if possible) and not over the incision or wound.



Dressing will be smoothed to secure edges to skin.

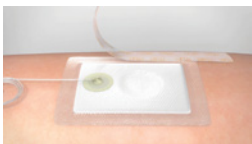


Pump tubing and dressing tubing are connected with a twist.

### Press



The orange button starts the pump.



Your health care provider may seal the dressing with the supplied adhesive retention strips around all edges.

### Go



Pump can be used for a 7-day period. There is an additional dressing provided for necessary changes. If needed, ACTICOAT Flex may be used in combination with the PICO for a period of up to 3 days.

## Call your nurse or doctor immediately if

you notice a change in the color or amount of the fluid in the dressing, for example:

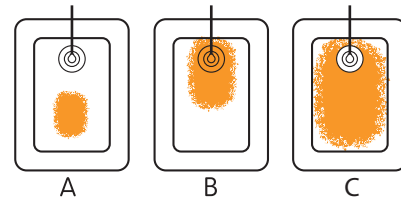
- The dressing changes from clear to cloudy or bright red.
- You see the dressing fill rapidly with blood.
- Your wound has a foul smell.
- The skin around your wound looks more reddened or irritated.
- The dressing feels or appears loose.
- You experience pain.
- The alarm display will not stop flashing.

## What does PICO do?

PICO protects your wound or incision and provides suction, known as negative pressure wound therapy (NPWT), which draws out excess fluid.

## How often will the dressings have to be changed?

Your nurse or doctor will determine how often your dressings should be changed. If your wound is being treated with an Acticoat Flex Dressing, the dressing should be changed at least once every 3 days.



- A) Dressing properly positioned and is acceptable to be left in place  
 B) Dressing requires change  
 C) Dressing requires change

## Will the dressing changes hurt?

Some people may experience slight discomfort during dressing changes, specifically during cleaning of the wound, depending on the type and position of the wound. If you feel any discomfort, please tell the person who is changing your dressing.

## Can you move around while on the therapy?

Patients using PICO<sup>◊</sup> can move around, however, please follow the recommendations provided by your nurse or doctor.

## When you are asleep

Make sure the PICO pump is placed somewhere safe and cannot be pulled off a table or cabinet onto the floor during sleep.

## Disconnecting the pump from the dressing

If needed, the pump may be disconnected from the dressing. Press the orange button to pause the therapy, unscrew the connector, and place the pump somewhere safe.

Once you are ready to reconnect the pump, screw the connector back in place. Ensure your dressing is smoothed down; creases can cause air leaks. Press the orange button to restart the therapy. The green light will start flashing to show that the pump is back on.

If after one minute the orange “air leak” light starts to flash refer to the section regarding flashing lights. Please note that if the pump is left paused for longer than one hour it will automatically restart the therapy.

## Showering and washing

The PICO pump is splash proof but should be disconnected from the dressing and safely stored during bathing and showering. The tube attached to the dressing should be held out of the water. Please ensure the end of the tube is pointing downwards so that water cannot enter the tube.


The dressing is water resistant. You can shower or wash with the dressing in place, as long as you take care not to expose it to direct jets of water or soak it. Soaking the dressing may cause it to fall off.

## What does ACTICOAT Flex do?

The Acticoat Flex dressing consists of a flexible polyester layer coated with nanocrystalline silver that provides an effective antimicrobial barrier for your wound or incision.

## ACTICOAT FLEX may cause temporary skin staining

ACTICOAT FLEX Dressings may cause a non-toxic temporary discoloration of the skin or wound bed which will resolve in a few days. The temporary staining is an indication that the dressing is working.

If you have any other questions, please speak to your nurse or doctor, or call the 24-hour patient hotline at 1-866-998-6798. 

Smith & Nephew, Inc.

USA

Fort Worth, TX 76107  
Customer Care Center  
1-800-876-1261  
T 727-392-1261  
F 727-392-6914

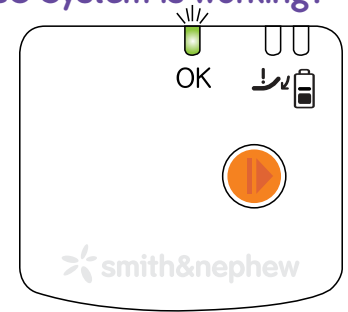
[www.smith-nephew.com](http://www.smith-nephew.com)  
[www.possiblewithpico.com](http://www.possiblewithpico.com)

©2016 Smith & Nephew, Inc.  
All rights reserved.  
\*Trademark of Smith & Nephew.  
Certain trademarks registered in the US Patent & Trademark Office.

## How do I know if the PICO System is working?

While the PICO pump is working correctly a green light located at the top of the device will flash continuously.

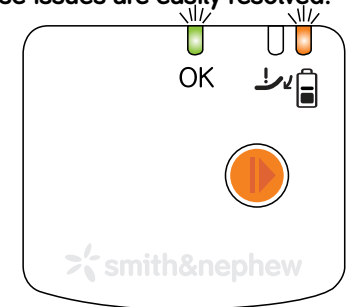
The dressing should have a slightly wrinkled appearance and feel firm to the touch.



## What happens if one of the orange lights starts flashing?

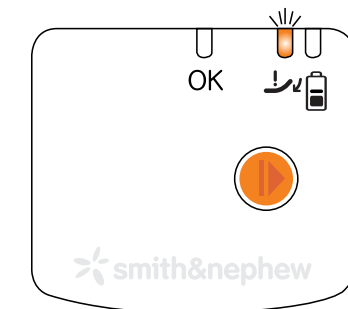
The PICO pump has flashing light indicators for “Low Battery” and “Leak Alarm”. These issues are easily resolved:

“Low Battery” – The pump will begin to flash both the green light and the orange light directly above the battery symbol when there are 24 hours of battery life left. The batteries should be changed at this point. Press the orange button to pause the therapy. Replace batteries, put the cover back on and press the orange button again to restart your therapy.



“Leak Alarm” – The central orange light begins flashing to indicate an air leak detected, possibly due to a creased dressing/border/strip.

The pump automatically pauses. After an hour, the pump will automatically try to re-establish therapy if no remedial action is taken.

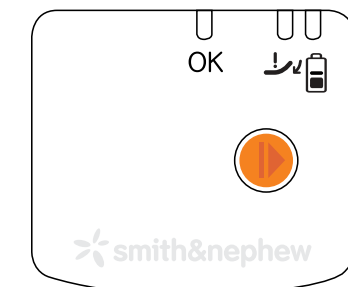


Smooth down the dressing and the strips to remove any creases that are allowing air into the system. Press the orange button to restart the therapy. The green “OK” light will flash as the pump tries to establish therapy. If the air leak remains, the central orange light will start to flash after approximately 30 seconds. If this happens, repeat smoothing actions and press the orange button. If the leak is resolved the green light will continue to flash.

Contact your nurse or doctor if you cannot resolve the leaking.

## When will I need a new pump?

The pump is designed to stop working after seven days. At this time, it will stop and will not restart even with new batteries. Your nurse or doctor will need to apply a new PICO therapy system if needed.



For detailed product information, including indications for use, contraindications, effects, precautions and warnings, please consult each product's Instructions for Use (IFU) prior to use.