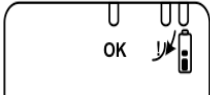


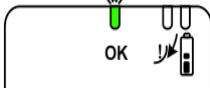
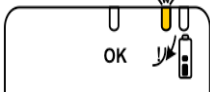
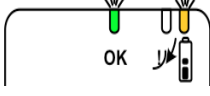
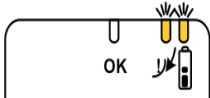


The PICO System light guide

| | | |
|--|--|--|
| <p>All lights off</p>  | <ul style="list-style-type: none"> • The pump is OFF • The pump has reached the end of its life • The batteries are no longer functional | <p>The therapy has been paused. Pressing the orange button will restart the therapy and the green light will flash. After 7 days of therapy the pump will automatically cease functioning, in this case all the lights will go out. Pressing the orange button will not provide a green flashing light. If the pump has had less than 7 days usage, the batteries may no longer be functional and should be replaced as below.</p> |
| <p>All lights flash once</p>  | <ul style="list-style-type: none"> • Pump self test once batteries have been inserted and the cover has been replaced | <p>This is expected.</p> |
| <p>All lights solidly illuminated</p>  | <ul style="list-style-type: none"> • Pump failed • System not usable | <p>Contact a Smith & Nephew representative. Apply new pump and dressing.</p> |
| <p>Green 'OK' light flashes</p>  | <ul style="list-style-type: none"> • Dressing applied, no air leaks and full system working OK • No issues | |
| <p>Amber Leak light flashes</p>  | <ul style="list-style-type: none"> • Air leak detected possibly due to a creased dressing/border/strip • Pump has gone into Auto Pause • NPWT is not being applied to the wound • The pump will auto pause for one hour and then will automatically try to re-establish therapy if no remedial action is taken | <p>Smooth down the dressing and the strips to remove any creases that are allowing air into the system. Press the orange button to restart the therapy. The green "OK" light will flash as the pump tries to establish therapy. If the air leak remains, the amber leak light will start to flash after approximately 30 seconds. If this happens, repeat smoothing actions and press the orange button. If the leak is resolved the green light will continue to flash.</p> |
| <p>Green 'OK' light flashes</p>  | <ul style="list-style-type: none"> • System on and working OK • Battery low. No issues with air leaks • Battery power low | <p>Change of batteries required in <24hours. Pause the therapy by pressing the orange button. Push open the battery cover at the top of the pump and remove the old batteries. Insert two new Lithium AA batteries. Replace the cover. Press the orange button, the therapy will re-start and the green light will flash.</p> |
| <p>Amber 'Leak' light flashes Amber 'Battery Low' light</p>  | <ul style="list-style-type: none"> • Creased dressing/border/strip • Battery power low | <p>Address air leak as above. Change of batteries or device required in <24hours as above.</p> |