



PICO◇

Single Use
Negative Pressure
Wound Therapy System



All the effectiveness of NPWT,
single use and canister-free

The PICO[◇] System – simply adaptive

A revolutionary way to deliver Negative Pressure Wound Therapy (NPWT)

Effectiveness of traditional NPWT in a pocket-sized, canister-free system^{1,2}

- Small and portable
- Simple to apply and operate
- Disposable
- Quiet
- Off-the-shelf ready



Size and simplicity support patient mobility

- Adaptive from hospital to long term care, outpatient settings, or home care
- Easy to wear³
- Comfortable for patients to go about their daily lives³

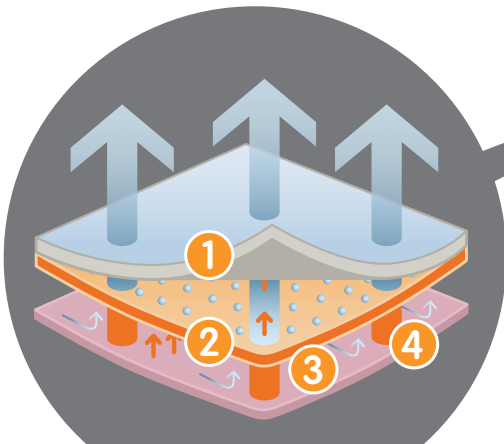
Dressing technology that eliminates the need for bulky canisters⁴

4-layer design

- 1 Top film layer with a high moisture vapor transmission rate (MVTR) allows one-way transpiration of exudate vapor
- 2 Proprietary absorbent layer moves exudate away from the wound and initiates evaporation
- 3 Airlock layer maintains open airflow and allows even distribution of negative pressure across the dressing
- 4 Silicone contact allows fluid to pass and minimizes pain of removal

Easy to apply on various wound types or locations, or on closed surgical incisions

Can be worn up to 7-days, depending on exudate level



Closed incisions

Prevention through innovation

Performance around surgical site infections, complications and readmissions is critical in healthcare today. The PICO[®] Single Use Negative Pressure Wound Therapy System makes it easier to include NPWT in a risk-stratified protocol for high-risk patients and high-risk procedures.

The PICO System may help reduce the risk of surgical site complications as part of a comprehensive clinical protocol. The PICO System has been used on closed surgical incisions including:

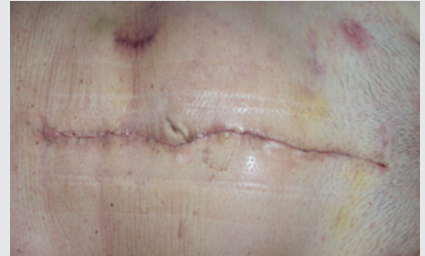
- C-section
- Hysterectomy
- Total Hip Replacement
- Total Knee Replacement
- Sternotomy
- Colorectal Surgery
- Calcaneus Fracture
- Mastectomy
- Breast Reduction

PICO for closed surgical incisions

- **Reduce complications** – Studies have shown PICO may help reduce surgical site complications^{5,6}
- **Simple application** – various sized dressings with up to 7–day wear time...just dress, press, and go
- **Positive outcomes** – studies have shown that PICO may reduce the risk of surgical site complications and subsequent readmissions as part of a clinical protocol to manage closed surgical incisions for high-risk patients^{5,7}
- **Patient friendly** – canister-free, pocket-sized PICO allows patients to be comfortable, shower, and perform everyday activities⁷
- **Cost effective** – length of stay in the hospital may be reduced as patient can be discharged on the PICO System^{5,6}

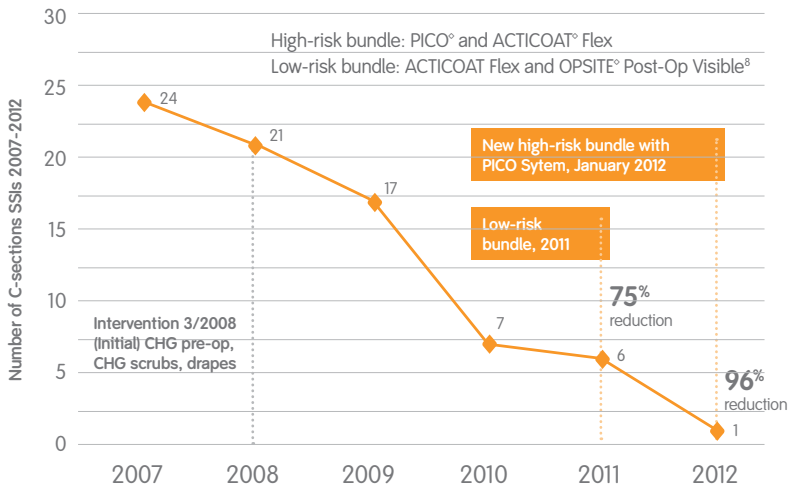


PICO over incisional hernia, first application.



Wound closed after removal of PICO dressing on day 6.

Clinical study results: Post-surgical protocol



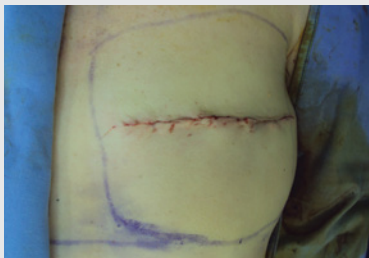
In this study protocol, these bundles were included as part of a standard treatment for post-surgical management of C-sections in high-risk patients BMI ≥ 35 or ≥ 2 risk factors (e.g., diabetes, steroid therapy within 48 hours from surgery, autoimmune diseases, immune suppression, etc). The standardization of dressing material was based on risk factors and co-morbidities to decrease patient injury, facilitate healing, promote patient safety and increase patient satisfaction.



Hip replacement wound, day 3.



Post-surgical hip wound closed on day 10.



Post-surgical, breast reconstruction.



Dressing in place, day 1.



PICO removal, day 11.

Open wounds

Care by design

Bring the proven effectiveness of negative pressure wound therapy to open wound management with PICO°. This single use, canister-free system is simple to apply, and its small size allows patients to maintain daily activities.

The PICO NPWT System has been used as an excellent option for open wounds including:

- Martorell ulcers
- Pyoderma gangrenosa
- Diabetic foot ulcers
- Venous ulcers
- Refractory ulcers
- Pressure ulcers
- Hypertensive eschemic ulcers
- Vasculitic ulcers
- Vasculitis pyoderma
- Superficial wounds

PICO for open wounds

- **Off-the-shelf ease** – no capital equipment management and no tracking of therapy days
- **Simple application** – various sized dressings with up to 7-day wear time...just dress, press, and go
- **Positive outcomes** – healing rate of PICO compared to traditional NPWT is equivalent for open wounds that have low to moderate exudate⁶
- **Patient friendly** – canister-free, pocket-sized PICO allows patients to be comfortable, shower, and perform everyday activities⁶
- **Cost effective** – the PICO System may reduce therapy costs compared to traditional NPWT⁹, plus asset management is eliminated



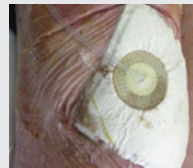
Shoulder wound.



PICO dressing in place.



Non-healing burn wound pre-debridement and skin graft.



PICO dressing in place over skin graft.



Skin graft after removal of PICO dressing on day 5.

Cost of PICO[®] compared to previous dressings⁷

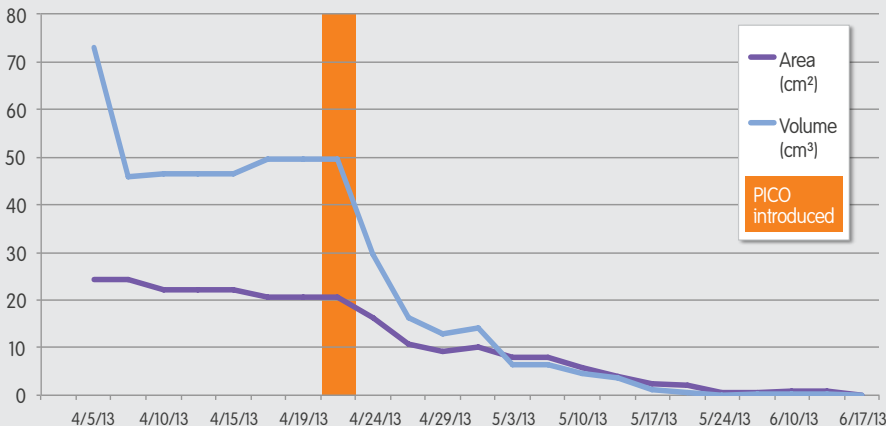
	Treatment	
	†NPWT	PICO
Average number dressing changes per month	11.7	5.4
Average number weeks for treatment	13.1	8.8
Total number of dressing changes to heal	38.3	11.8
Labor cost per visit	\$57	\$57
Total labor cost per wound patient	\$2,184	\$672
Average material (dressings, etc.) cost per visit	\$225	\$201
Total material cost per wound patient	\$8,658	\$2,366
Total cost per wound patient	\$10,842	\$3,038

(in Canadian \$)

The PICO System is simply affordable

- May help reduce therapy costs and administration and training time⁹
- Eliminates processing paperwork associated with rental NPWT

Amputation of 5th metatarsal, debridement of large Wagner Grade 4 ulcer



Initial visit



Wound healed 2.5 months later

To apply the PICO[®] System

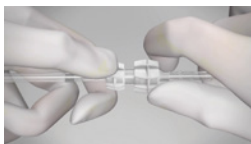
Dress



Partially remove backing from dressing and position dressing over wound bed. The port should be uppermost from the wound (if possible) and not over the incision or wound.



Remove remaining backing and smooth dressing edges to secure to periwound skin.

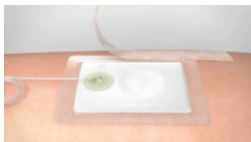


Connect dressing port tubing to pump tubing and twist to secure the connection.

Press

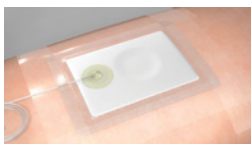


Push the orange button to start delivery of NPWT.



Seal dressing with the supplied adhesive retention strips around all edges.

Go



Change dressing as needed within the 7-day period (pump life) using the additional dressing provided.

Clean and prepare the wound for dressing application according to your facility's guidelines.

Ordering information

To order the PICO System, call your Smith & Nephew sales representative.

Product code	Product description	Units per kit/case	Order unit
66800951	4" x 8" (10 x 20cm)	3	Case
66800952	4" x 12" (10 x 30cm)	3	Case
66800953	4" x 16" (10 x 40cm)	3	Case
66800954	6" x 6" (15 x 15cm)	3	Case
66800955	6" x 8" (15 x 20cm)	3	Case
66800956	6" x 12" (15 x 30cm)	3	Case
66800957	8" x 8" (20 x 20cm)	3	Case
66800958	10" x 10" (25 x 25cm)	3	Case
66800918	Carrying case	1	Each
66801691	PHMB gauze filler, 6" x 6.75" (15 x 17cm)	50	Case
66801692	Foam filler, 4" x 5" x 0.5" (10 x 12.5 x 1.5cm)	5	Case

References

1. CSR/CT09/02 A prospective, open, non-comparative, multi-centre study to evaluate the functionality and dressing performance of a new negative pressure enhanced dressing in acute wounds.
2. Data on File 1104011 Assessment of simplified NPWT device in pre-clinical blood flow studies.
3. OC DOF/012 A prospective, open, non-comparative, multi-centre study to evaluate the functionality and dressing performance of a new negative pressure enhanced dressing in acute wounds.
4. DS/11/037/R2 In vitro wound model testing of PICO at a moderate exudate flow rate.
5. Harris, J., et al. Using a multi-faceted active process and infection prevention to reduce post-op C-section infections. Poster presented at SAWC Spring 2013.
6. Karlakki, S., Brem, M., Giannini, S., Khanduja, V., Stannard, J., and Martin, R. Negative pressure wound therapy for management of the surgical incisions in orthopaedic surgery. *BJR*. 2013.
7. Hurd, T., Trueman, P., & Rossington, A. Use of portable, single use negative pressure wound therapy device in home care patients with low to moderately exuding wounds: a case series. *Ostomy Wound Management*. Volume 60. Issue 3. March 2014.
8. Birke-Sorensen H, Malmjsjo M, Rome P, et al. Evidence-based recommendations for negative pressure wound therapy: treatment variables [pressure levels, wound filler and contact layer] – steps towards an international consensus. *J Plast Reconstr Aesthet Surg* 2011;64(Suppl):S1-S16.
9. Data on File. Economic Analysis, Andriy Moshyk.

Smith & Nephew, Inc.
 970 Lake Carillon Drive
 Suite 110
 St. Petersburg, FL 33716
 USA

Customer Care Center
 1-800-876-1261
 T 727-392-1261
 F 727-392-6914

www.smith-nephew.com
www.possiblewithpico.com